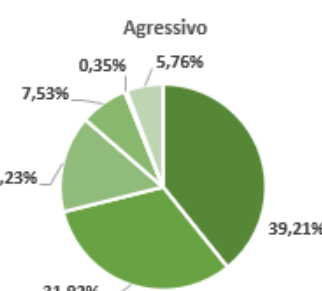
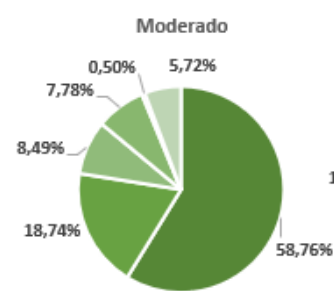
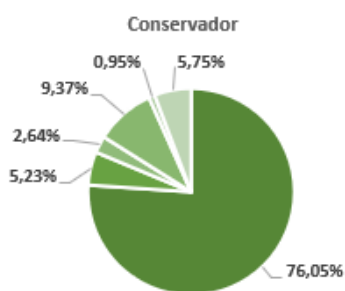
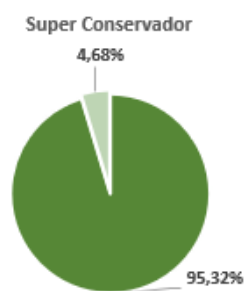
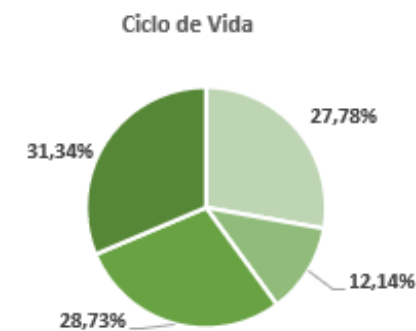
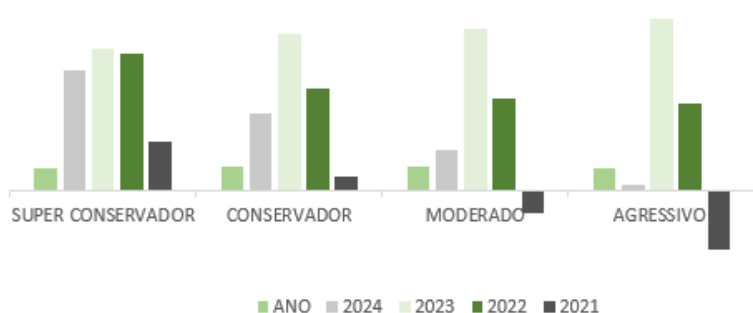


		jan/25	fev/25	mar/25	abr/25	mai/25	jun/25	jul/25	ago/25	set/25	out/25	nov/25	dez/25	ANO	2024	2023	2022	2021
SUPER CONSERVADOR	RENTABILIDADE	1,06%	0,98%											2,05%	10,91%	13,01%	12,46%	4,40%
	BENCHMARK CDI	1,01%	0,99%											2,00%	10,88%	13,05%	12,37%	
CONSERVADOR	RENTABILIDADE	1,34%	0,81%											2,16%	6,96%	14,32%	9,37%	1,25%
	BENCHMARK 74%CDI + 14%IMA-B + 3%IHFA + 3%IBOVESPA	1,36%	0,56%											1,93%	11,87%	14,06%	13,38%	
MODERADO	RENTABILIDADE	1,87%	0,22%											2,10%	3,69%	14,81%	8,43%	-2,04%
	BENCHMARK 57%CDI + 11%IMA-B + 8%IHFA + 24%IBOVESPA	1,93%	-0,01%											1,92%	13,20%	15,42%	14,73%	
AGRESSIVO	RENTABILIDADE	2,40%	-0,35%											2,04%	0,47%	15,65%	8,01%	-5,48%
	BENCHMARK 41%CDI + 8%IMA-B + 13%IHFA + 38%IBOVESPA	2,46%	-0,55%											1,90%	14,09%	16,33%	15,63%	



■ Renda Fixa ■ Renda Variável ■ Inv. Estruturados ■ Exterior ■ Imobiliario ■ Op. Participantes



■ Super Conservador ■ Conservador ■ Moderado ■ Agressivo