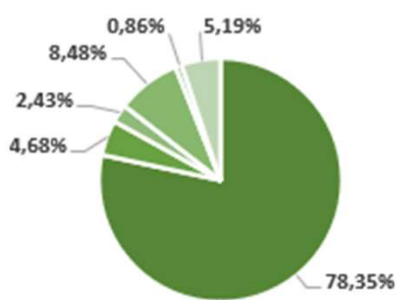


		jan/24	fev/24	mar/24	abr/24	mai/24	jun/24	jul/24	ago/24	set/24	out/24	nov/24	dez/24	ANO	2023	2022	2021
SUPER CONSERVADOR	RENTABILIDADE	0,97%	0,82%	0,84%	0,92%	0,82%	0,80%	0,92%	0,88%	0,84%	0,93%	0,83%		10,00%	13,01%	12,46%	4,40%
	BENCHMARK CDI	0,97%	0,80%	0,83%	0,89%	0,83%	0,79%	0,91%	0,87%	0,83%	0,93%	0,79%		9,86%	13,05%	12,37%	
CONSERVADOR	RENTABILIDADE	0,23%	0,80%	0,82%	-0,05%	0,81%	0,51%	1,47%	1,05%	0,44%	0,35%	0,49%		7,15%	14,32%	9,37%	1,25%
	BENCHMARK CDI + 0,90%	1,04%	0,88%	0,91%	0,96%	0,91%	0,86%	0,98%	0,94%	0,91%	1,00%	0,87%		10,76%	14,06%	13,38%	
MODERADO	RENTABILIDADE	-0,44%	0,84%	0,86%	-0,79%	0,14%	0,66%	1,76%	1,55%	-0,07%	0,15%	-0,23%		4,51%	14,81%	8,43%	-2,04%
	BENCHMARK CDI + 2,10%	1,14%	0,98%	1,01%	1,06%	1,01%	0,96%	1,08%	1,04%	1,01%	1,10%	0,97%		11,97%	15,42%	14,73%	
AGRESSIVO	RENTABILIDADE	-1,12%	0,89%	0,89%	-1,55%	-0,52%	0,80%	2,05%	2,06%	-0,57%	-0,03%	-0,96%		1,89%	15,65%	8,01%	-5,48%
	BENCHMARK CDI + 2,90%	1,21%	1,04%	1,07%	1,13%	1,07%	1,03%	1,15%	1,11%	1,07%	1,17%	1,03%		12,77%	16,33%	15,63%	

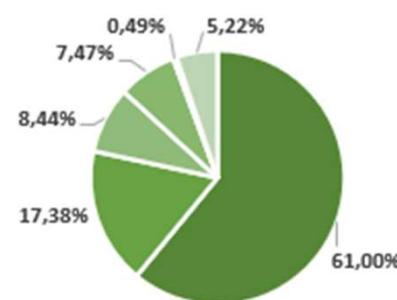
Super Conservador



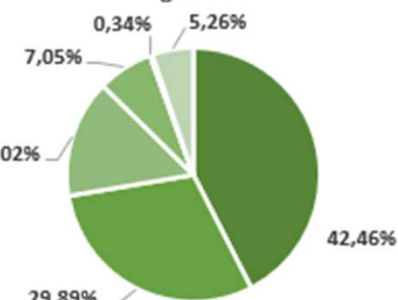
Conservador



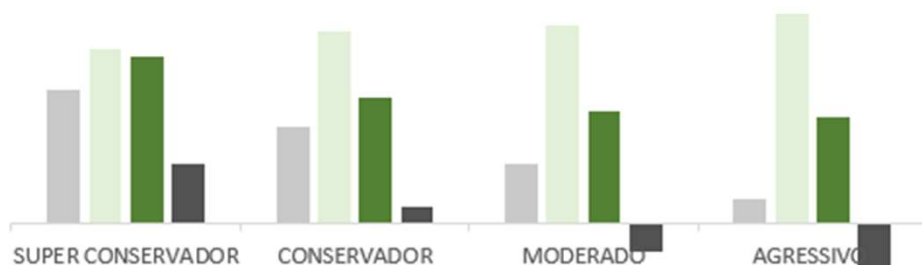
Moderado



Agressivo

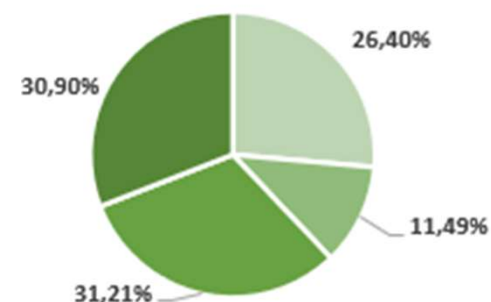


■ Renda Fixa ■ Renda Variável ■ Inv. Estruturados ■ Exterior ■ Imobiliário ■ Op. Participantes



■ ANO ■ 2023 ■ 2022 ■ 2021

Ciclo de Vida



■ Super Conservador ■ Conservador ■ Moderado ■ Agressivo