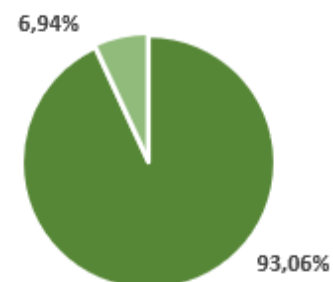


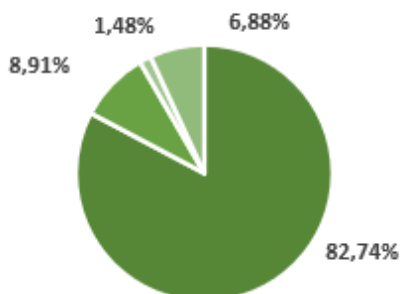
		jan/24	fev/24	mar/24	abr/24	mai/24	jun/24	jul/24	ago/24	set/24	out/24	nov/24	dez/24	ANO	2023	2022	2021
SUPER CONSERVADOR	RENTABILIDADE	0,83%	0,76%	0,78%	0,71%	0,90%	0,62%	1,05%	0,87%					6,72%	13,40%	9,98%	3,25%
	BENCHMARK CDI	0,97%	0,80%	0,83%	0,89%	0,83%	0,79%	0,91%	0,87%					7,10%	13,05%	12,37%	
CONSERVADOR	RENTABILIDADE	0,25%	0,73%	0,56%	0,08%	0,66%	0,48%	1,40%	1,29%					5,58%	13,69%	8,47%	1,04%
	BENCHMARK CDI + 1,00%	1,05%	0,89%	0,92%	0,97%	0,92%	0,87%	0,99%	0,95%					7,81%	14,18%	13,49%	
MODERADO	RENTABILIDADE	-0,11%	0,94%	0,61%	-0,08%	0,39%	0,79%	1,92%	2,24%					6,88%	18,35%	9,02%	-1,17%
	BENCHMARK CDI + 1,70%	1,11%	0,94%	0,98%	1,03%	0,98%	0,93%	1,05%	1,01%					8,31%	14,97%	14,28%	
AGRESSIVO	RENTABILIDADE	-0,45%	0,77%	0,38%	-0,19%	0,15%	0,75%	1,74%	2,43%					5,67%	15,36%	6,89%	-3,28%
	BENCHMARK CDI + 2,30%	1,16%	0,99%	1,02%	1,08%	1,02%	0,98%	1,10%	1,06%					8,73%	15,65%	14,95%	
SUPER AGRESSIVO	RENTABILIDADE	-0,89%	0,75%	0,29%	-0,39%	-0,19%	0,84%	1,88%	2,70%					5,04%	17,10%	5,17%	-5,58%
	BENCHMARK CDI + 2,80%	1,20%	1,03%	1,07%	1,12%	1,07%	1,02%	1,14%	1,10%					9,09%	16,21%	15,51%	

■ Renda Fixa ■ Renda Variável ■ Exterior ■ Op. Participantes

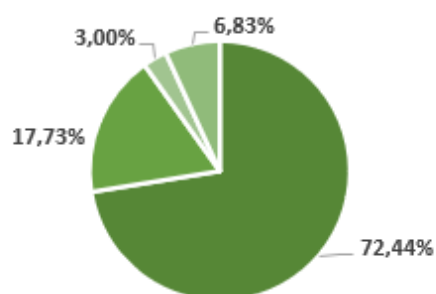
Super Conservador



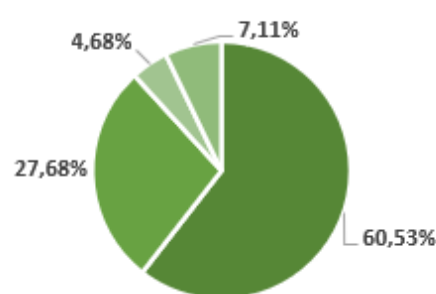
Conservador



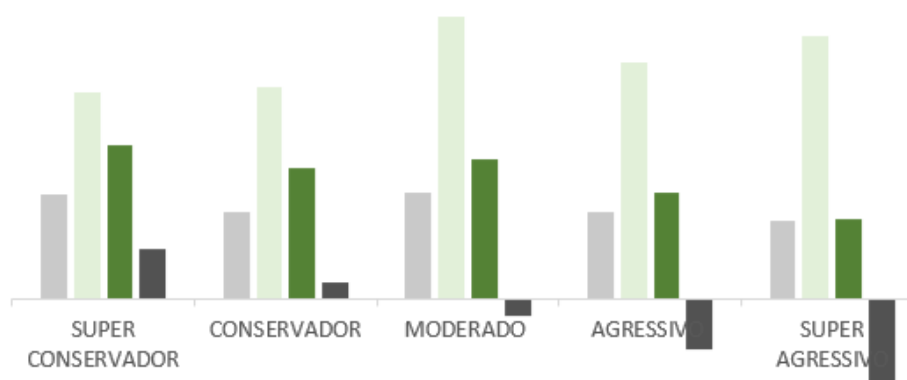
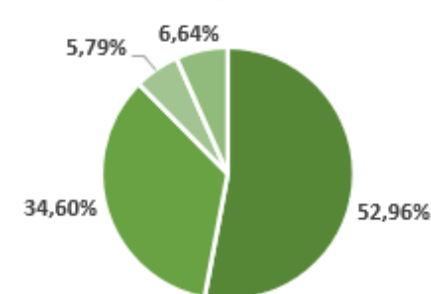
Moderado



Agressivo



Super Agressivo



■ ANO ■ 2023 ■ 2022 ■ 2021