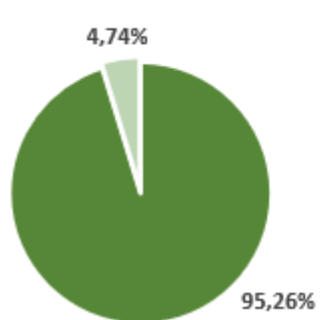
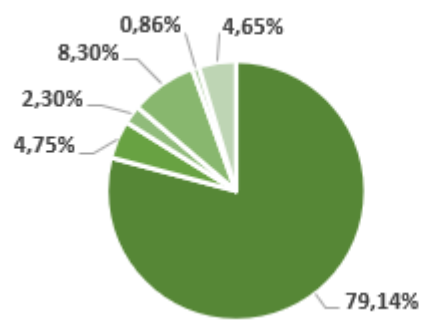


		jan/24	fev/24	mar/24	abr/24	mai/24	jun/24	jul/24	ago/24	set/24	out/24	nov/24	dez/24	ANO	2023	2022	2021
SUPER CONSERVADOR	RENTABILIDADE	0,97%	0,82%	0,84%	0,92%	0,82%								4,45%	13,01%	12,46%	4,40%
	BENCHMARK CDI	0,97%	0,80%	0,83%	0,89%	0,83%								4,40%	13,05%	12,37%	
CONSERVADOR	RENTABILIDADE	0,23%	0,80%	0,82%	-0,05%	0,81%								2,64%	14,32%	9,37%	1,25%
	BENCHMARK CDI + 0,90%	1,04%	0,88%	0,91%	0,96%	0,91%								4,79%	14,06%	13,38%	
MODERADO	RENTABILIDADE	-0,44%	0,84%	0,86%	-0,79%	0,14%								0,61%	14,81%	8,43%	-2,04%
	BENCHMARK CDI + 2,10%	1,14%	0,98%	1,01%	1,06%	1,01%								5,31%	15,42%	14,73%	
AGRESSIVO	RENTABILIDADE	-1,12%	0,89%	0,89%	-1,55%	-0,52%								-1,41%	15,65%	8,01%	-5,48%
	BENCHMARK CDI + 2,90%	1,21%	1,04%	1,07%	1,13%	1,07%								5,65%	16,33%	15,63%	

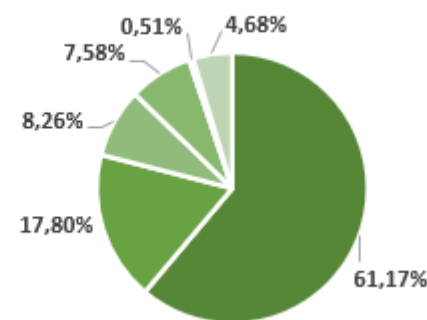
Super Conservador



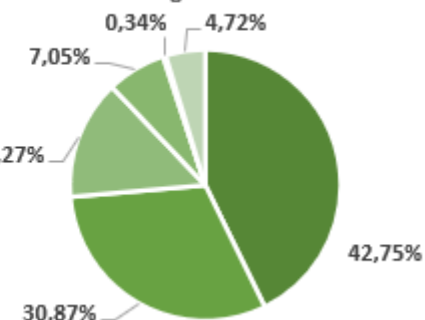
Conservador



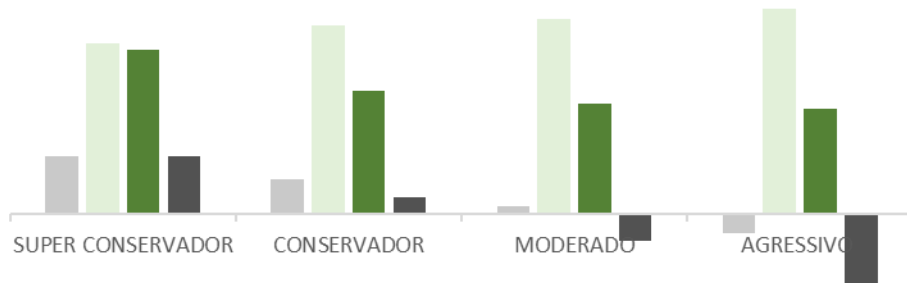
Moderado



Agressivo

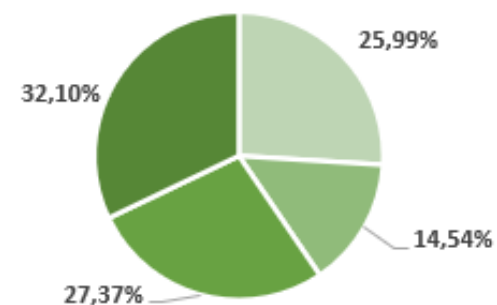


■ Renda Fixa ■ Renda Variável ■ Inv. Estruturados ■ Exterior ■ Imobiliario ■ Op. Participantes



■ ANO ■ 2023 ■ 2022 ■ 2021

Ciclo de Vida



■ Super Conservador ■ Conservador ■ Moderado ■ Agressivo