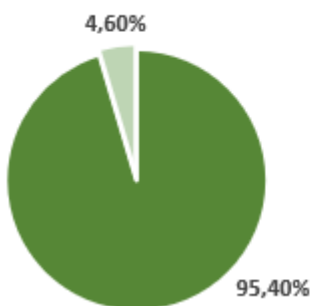
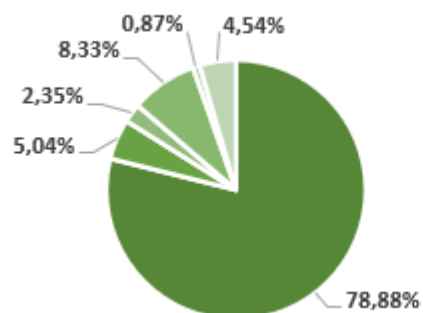


	jan/24	fev/24	mar/24	abr/24	mai/24	jun/24	jul/24	ago/24	set/24	out/24	nov/24	dez/24	ANO	2023	2022	2021	
SUPER CONSERVADOR	RENTABILIDADE	0,97%	0,82%	0,84%										2,66%	13,01%	12,46%	4,40%
	BENCHMARK CDI	0,97%	0,80%	0,83%										2,62%	13,05%	12,37%	
CONSERVADOR	RENTABILIDADE	0,23%	0,80%	0,82%										1,86%	14,32%	9,37%	1,25%
	BENCHMARK CDI + 0,90%	1,04%	0,88%	0,91%										2,85%	14,06%	13,38%	
MODERADO	RENTABILIDADE	-0,44%	0,84%	0,86%										1,27%	14,81%	8,43%	-2,04%
	BENCHMARK CDI + 2,10%	1,14%	0,98%	1,01%										3,16%	15,42%	14,73%	
AGRESSIVO	RENTABILIDADE	-1,12%	0,89%	0,89%										0,66%	15,65%	8,01%	-5,48%
	BENCHMARK CDI + 2,90%	1,21%	1,04%	1,07%										3,36%	16,33%	15,63%	

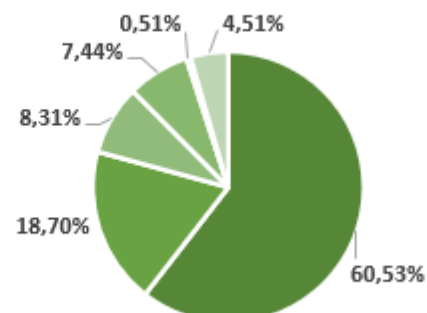
Super Conservador



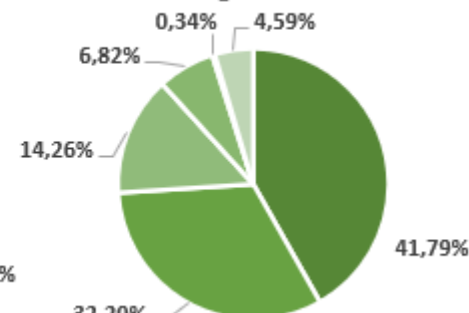
Conservador



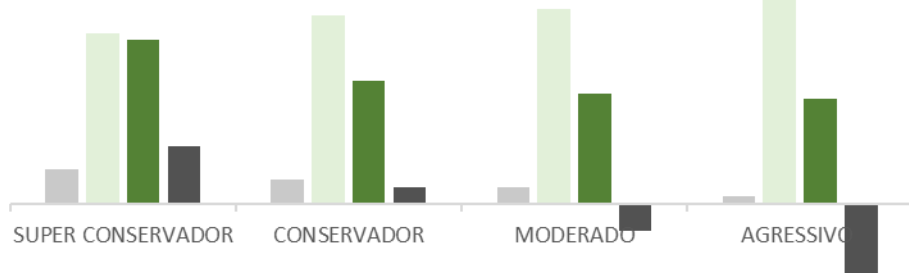
Moderado



Agressivo

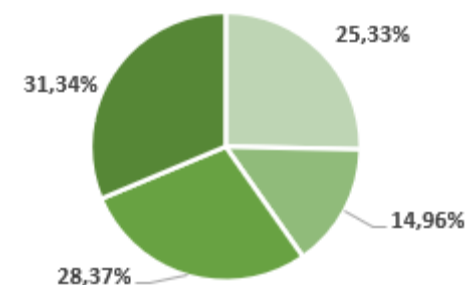


■ Renda Fixa ■ Renda Variável ■ Inv. Estruturados ■ Exterior ■ Imobiliário ■ Op. Participantes



■ ANO ■ 2023 ■ 2022 ■ 2021

Ciclo de Vida



■ Super Conservador ■ Conservador ■ Moderado ■ Agressivo