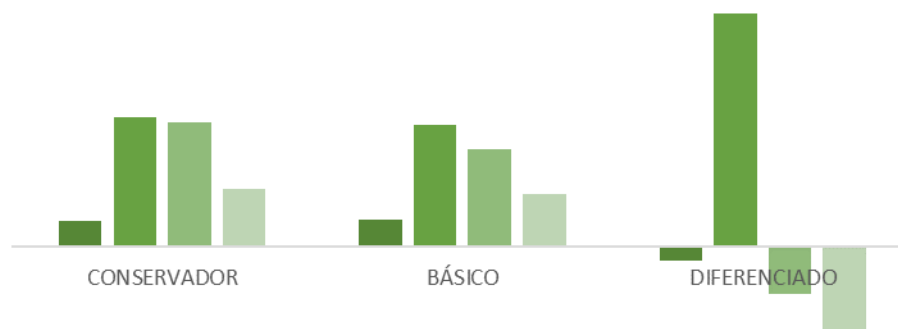
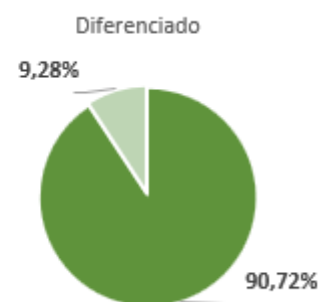
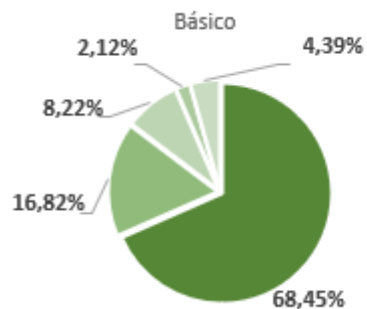


	jan/24	fev/24	mar/24	abr/24	mai/24	jun/24	jul/24	ago/24	set/24	out/24	nov/24	dez/24	ANO	2023	2022	2021
CONSERVADOR	RENTABILIDADE	0,97%	0,81%	0,84%									2,65%	13,10%	12,50%	5,81%
	BENCHMARK CDI	0,97%	0,80%	0,83%									2,62%	13,05%	12,37%	
BÁSICO	RENTABILIDADE	0,55%	0,99%	1,21%									2,77%	12,33%	9,84%	5,24%
	BENCHMARK CDI+0,90%	1,04%	0,88%	0,91%									2,85%	14,06%	13,38%	
DIFERENCIADO	RENTABILIDADE	-3,64%	1,21%	1,12%									-1,39%	23,58%	-4,78%	-8,57%
		-	-	-	-	-	-	-	-	-	-	-	-	-	-	-

■ Renda Fixa ■ Renda Variável ■ Inv. Estruturados ■ Exterior ■ Imobiliário ■ Op. Participantes



		jan/24	fev/24	mar/24	abr/24	mai/24	jun/24	jul/24	ago/24	set/24	out/24	nov/24	dez/24	ANO	2023	2022	2021
DIF 90/10	RENTABILIDADE	0,13%	1,01%	1,20%										2,36%	13,55%	8,46%	3,84%
	BENCHMARK CDI+120%	1,07%	0,90%	0,93%										2,93%	14,40%	13,72%	
DIF 80/20	RENTABILIDADE	-0,29%	1,03%	1,19%										1,94%	14,76%	7,07%	2,44%
	BENCHMARK CDI+170%	1,11%	0,94%	0,98%										3,06%	14,97%	14,28%	
DIF 70/30	RENTABILIDADE	-0,70%	1,05%	1,18%										1,53%	15,95%	5,65%	1,05%
	BENCHMARK CDI+250%	1,17%	1,01%	1,04%										3,26%	15,87%	15,18%	
DIF 60/40	RENTABILIDADE	-1,12%	1,07%	1,18%										1,11%	17,11%	4,22%	-0,34%
	BENCHMARK CDI+290%	1,21%	1,04%	1,07%										3,36%	16,33%	15,63%	
DIF 50/50	RENTABILIDADE	-1,54%	1,10%	1,17%										0,70%	18,25%	2,76%	-1,72%
	BENCHMARK CDI+360%	1,26%	1,10%	1,13%										3,54%	17,12%	16,42%	
DIF 40/60	RENTABILIDADE	-1,96%	1,12%	1,16%										0,28%	19,37%	1,29%	-3,10%
	BENCHMARK CDI+420%	1,31%	1,15%	1,18%										3,69%	17,80%	17,09%	

■ Renda Fixa ■ Renda Variável ■ Inv. Estruturados ■ Exterior ■ Imobiliário ■ Op. Participantes

