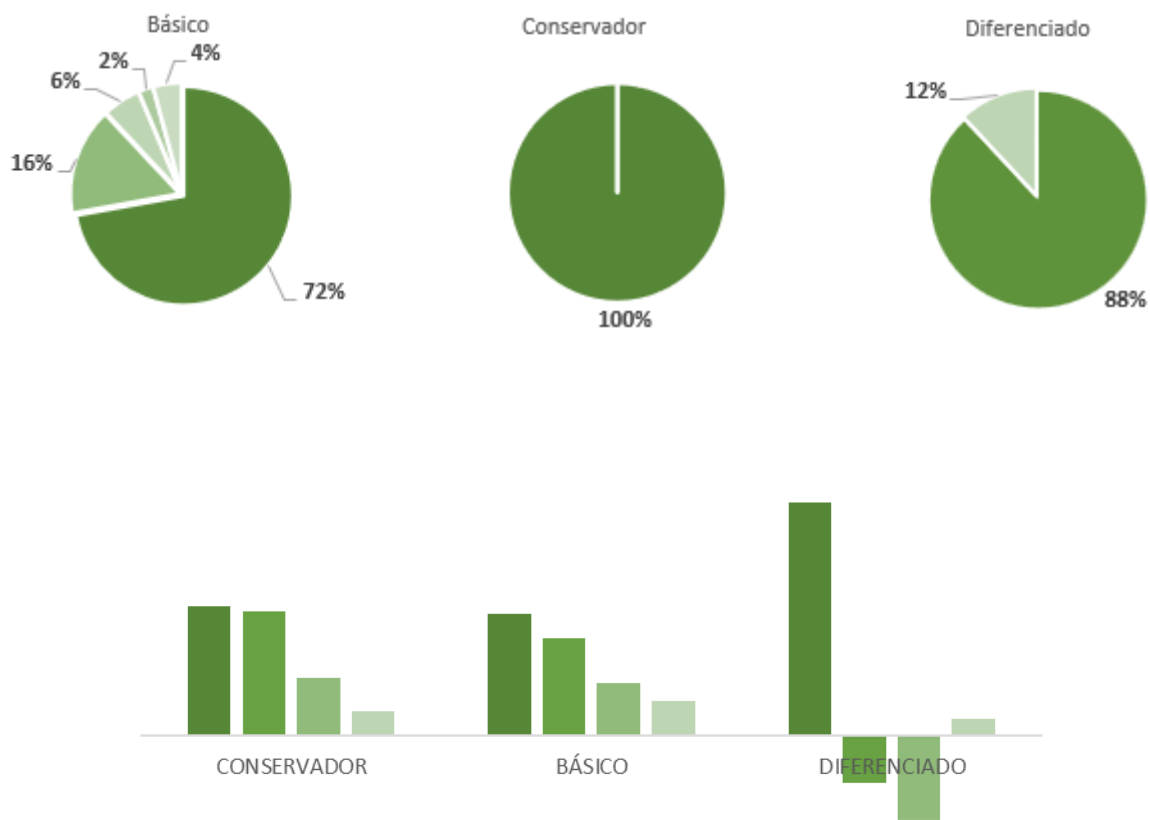


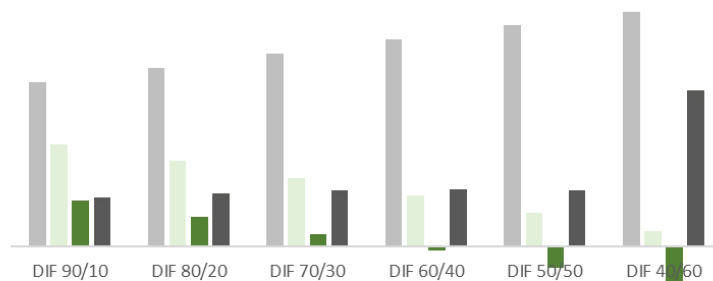
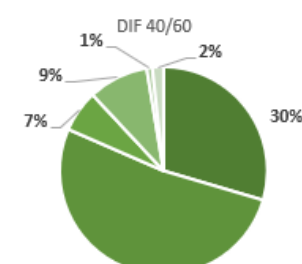
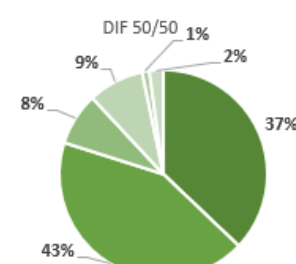
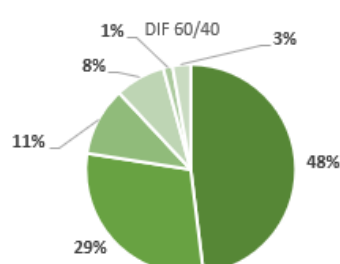
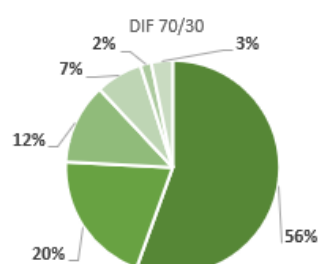
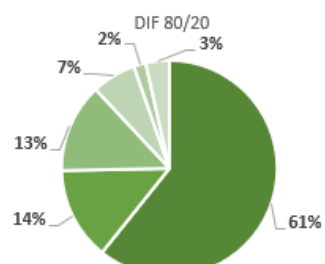
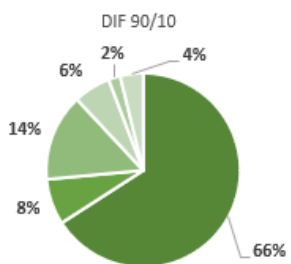
	jan/23	fev/23	mar/23	abr/23	mai/23	jun/23	jul/23	ago/23	set/23	out/23	nov/23	dez/23	ANO	2022	2021	2020	
CONSERVADOR	RENTABILIDADE	1,16%	0,98%	1,12%	0,88%	1,15%	1,10%	1,06%	1,17%	0,99%	0,98%	0,90%	0,90%	13,10%	12,50%	5,81%	2,48%
	BENCHMARK CDI	1,12%	0,92%	1,17%	0,92%	1,12%	1,07%	1,07%	1,14%	0,97%	1,00%	0,92%	0,90%	13,05%	12,37%		
BÁSICO	RENTABILIDADE	0,38%	0,81%	1,11%	0,97%	1,14%	1,34%	1,07%	0,78%	0,68%	0,58%	1,50%	1,33%	12,33%	9,84%	5,24%	3,52%
	BENCHMARK CDI+0,90%	1,20%	0,99%	1,25%	0,99%	1,20%	1,15%	1,15%	1,21%	1,05%	1,07%	0,99%	0,97%	14,06%	13,38%		
DIFERENCIADO	RENTABILIDADE	3,08%	-6,10%	-1,75%	2,11%	6,03%	7,62%	3,38%	-4,29%	-0,09%	-4,33%	11,63%	5,64%	23,58%	-4,78%	-8,57%	1,71%
	BENCHMARK CDI	3,08%	-6,10%	-1,75%	2,11%	6,03%	7,62%	3,38%	-4,29%	-0,09%	-4,33%	11,63%	5,64%	23,58%	-4,78%	-8,57%	1,71%

■ Renda Fixa ■ Renda Variável ■ Inv. Estruturados ■ Exterior ■ Imobiliário ■ Op. Participantes



		jan/23	fev/23	mar/23	abr/23	mai/23	jun/23	jul/23	ago/23	set/23	out/23	nov/23	dez/23	ANO	2022	2021	2020
DIF 90/10	RENTABILIDADE	0,65%	0,12%	0,82%	1,08%	1,62%	1,97%	1,30%	0,27%	0,61%	0,09%	2,51%	1,76%	13,55%	8,46%	3,84%	4,03%
	BENCHMARK CDI+120%	1,22%	1,02%	1,28%	1,02%	1,22%	1,17%	1,17%	1,24%	1,08%	1,10%	1,02%	1,00%	14,40%	13,72%		
DIF 80/20	RENTABILIDADE	0,92%	-0,57%	0,54%	1,20%	2,11%	2,60%	1,53%	-0,23%	0,53%	-0,40%	3,53%	2,19%	14,76%	7,07%	2,44%	4,40%
	BENCHMARK CDI+170%	1,27%	1,06%	1,32%	1,06%	1,27%	1,21%	1,21%	1,28%	1,12%	1,14%	1,06%	1,04%	14,97%	14,28%		
DIF 70/30	RENTABILIDADE	1,19%	-1,26%	0,25%	1,31%	2,60%	3,23%	1,76%	-0,74%	0,45%	-0,89%	4,54%	2,62%	15,95%	5,65%	1,05%	4,63%
	BENCHMARK CDI+250%	1,33%	1,13%	1,38%	1,13%	1,33%	1,28%	1,28%	1,35%	1,18%	1,21%	1,13%	1,10%	15,87%	15,18%		
DIF 60/40	RENTABILIDADE	1,46%	-1,95%	-0,04%	1,42%	3,09%	3,85%	2,00%	-1,25%	0,37%	-1,38%	5,55%	3,05%	17,11%	4,22%	-0,34%	4,71%
	BENCHMARK CDI+290%	1,36%	1,16%	1,42%	1,16%	1,36%	1,31%	1,31%	1,38%	1,22%	1,24%	1,16%	1,14%	16,33%	15,63%		
DIF 50/50	RENTABILIDADE	1,73%	-2,65%	-0,32%	1,54%	3,58%	4,48%	2,23%	-1,76%	0,30%	-1,87%	6,57%	3,49%	18,25%	2,76%	-1,72%	4,63%
	BENCHMARK CDI+3,60%	1,42%	1,22%	1,47%	1,22%	1,42%	1,37%	1,37%	1,44%	1,27%	1,30%	1,22%	1,19%	17,12%	16,42%		
DIF 40/60	RENTABILIDADE	2,00%	-3,34%	-0,61%	1,65%	4,07%	5,11%	2,46%	-2,26%	0,22%	-2,36%	7,58%	3,92%	19,37%	1,29%	-3,10%	12,88%
	BENCHMARK CDI+4,20%	1,47%	1,26%	1,52%	1,26%	1,47%	1,42%	1,42%	1,49%	1,32%	1,34%	1,26%	1,24%	17,80%	17,09%		

■ Renda Fixa ■ Renda Variável ■ Inv. Estruturados ■ Exterior ■ Imobiliário ■ Op. Participantes



■ ANO ■ 2022 ■ 2021 ■ 2020