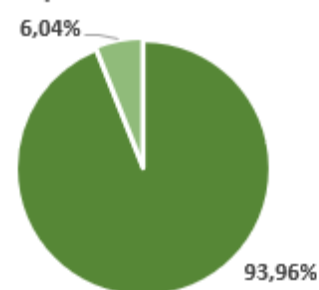


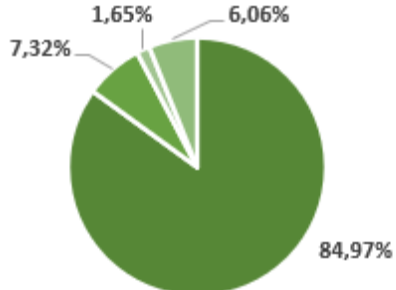
		jan/23	fev/23	mar/23	abr/23	mai/23	jun/23	jul/23	ago/23	set/23	out/23	nov/23	dez/23	ANO	2022	2021	2020
SUPER CONSERVADOR	RENTABILIDADE	0,98%	1,09%	1,26%	1,06%	1,36%	1,25%	1,03%	0,93%	0,63%				10,01%	9,98%	3,25%	3,67%
	BENCHMARK CDI	1,12%	0,92%	1,17%	0,92%	1,12%	1,07%	1,07%	1,14%	0,97%				9,93%	12,37%		
CONSERVADOR	RENTABILIDADE	0,75%	0,37%	0,98%	1,25%	1,88%	1,95%	1,22%	0,24%	0,71%				9,73%	8,47%	1,04%	4,53%
	BENCHMARK CDI + 100%	1,21%	1,00%	1,26%	1,00%	1,21%	1,16%	1,16%	1,22%	1,06%				10,75%	13,49%		
MODERADO	RENTABILIDADE	1,24%	-0,47%	0,71%	1,79%	2,93%	2,48%	1,95%	-0,31%	0,82%				11,65%	9,02%	-1,17%	5,37%
	BENCHMARK CDI + 170%	1,27%	1,06%	1,32%	1,06%	1,27%	1,21%	1,21%	1,28%	1,12%				11,33%	14,28%		
AGRESSIVO	RENTABILIDADE	1,11%	-1,11%	0,05%	1,44%	2,57%	3,09%	1,73%	-0,80%	0,64%				8,98%	6,89%	-3,28%	5,47%
	BENCHMARK CDI + 2,30%	1,32%	1,11%	1,37%	1,11%	1,32%	1,26%	1,26%	1,33%	1,17%				11,82%	14,95%		
SUPER AGRESSIVO	RENTABILIDADE	1,15%	-1,72%	-0,50%	1,54%	3,28%	3,84%	2,26%	-1,47%	0,51%				9,09%	5,17%	-5,58%	5,63%
	BENCHMARK CDI + 2,80%	1,36%	1,15%	1,41%	1,15%	1,36%	1,30%	1,30%	1,37%	1,21%				12,23%	15,51%		

■ Renda Fixa ■ Renda Variável ■ Exterior ■ Op. Participantes

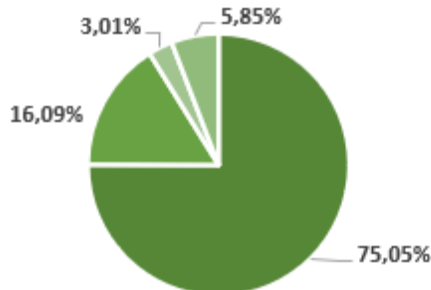
Super Conservador



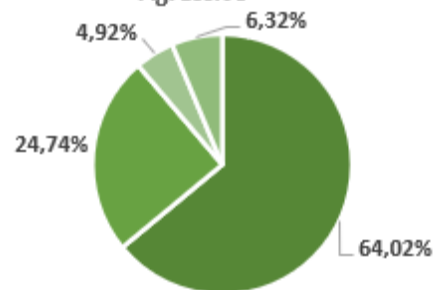
Conservador



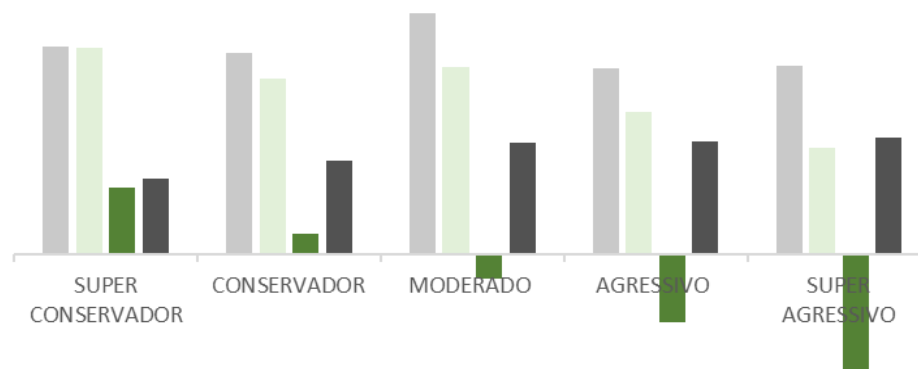
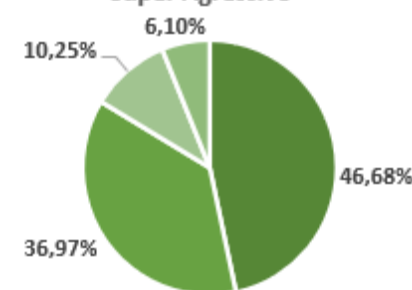
Moderado



Agressivo



Super Agressivo



■ ANO ■ 2022 ■ 2021 ■ 2020