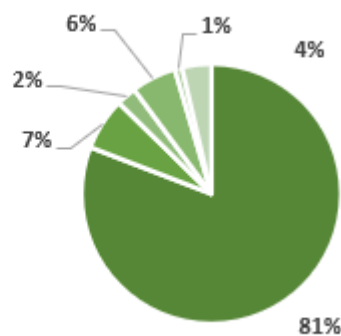


	jan/23	fev/23	mar/23	abr/23	mai/23	jun/23	jul/23	ago/23	set/23	out/23	nov/23	dez/23	ANO	2022	2021	2020	
SUPER CONSERVADOR	RENTABILIDADE	1,11%	0,91%	1,13%	0,89%	1,13%	1,11%							6,44%	12,46%	4,40%	0,65%
	BENCHMARK CDI	1,12%	0,92%	1,17%	0,92%	1,12%	1,07%							6,50%	12,37%		
CONSERVADOR	RENTABILIDADE	0,85%	0,13%	0,97%	1,18%	1,75%	1,99%							7,06%	9,37%	1,25%	0,07%
	BENCHMARK CDI + 0,90%	1,20%	0,99%	1,25%	0,99%	1,20%	1,15%							6,98%	13,38%		
MODERADO	RENTABILIDADE	1,16%	-0,96%	0,27%	1,32%	2,16%	2,69%							6,79%	8,43%	-2,04%	0,61%
	BENCHMARK CDI + 2,10%	1,30%	1,09%	1,35%	1,09%	1,30%	1,25%							7,61%	14,73%		
AGRESSIVO	RENTABILIDADE	1,44%	-2,01%	-0,41%	1,47%	2,63%	3,62%							6,81%	8,01%	-5,48%	2,51%
	BENCHMARK CDI + 2,90%	1,36%	1,16%	1,42%	1,16%	1,36%	1,31%							8,03%	15,63%		

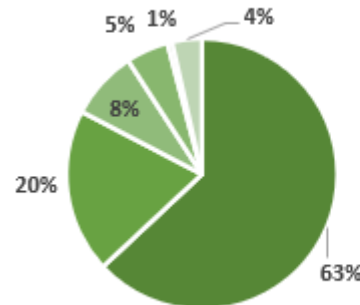
Super Conservador



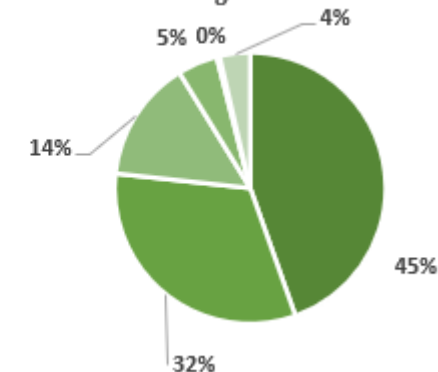
Conservador



Moderado



Agressivo

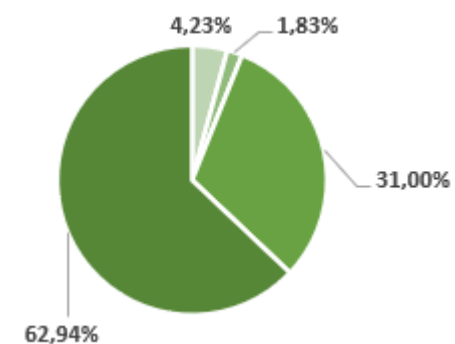


■ Renda Fixa ■ Renda Variável ■ Inv. Estruturados ■ Exterior ■ Imobiliário ■ Op. Participantes



■ ANO ■ 2022 ■ 2021 ■ 2020

Ciclo de Vida



■ Super Conservador ■ Conservador ■ Moderado ■ Agressivo