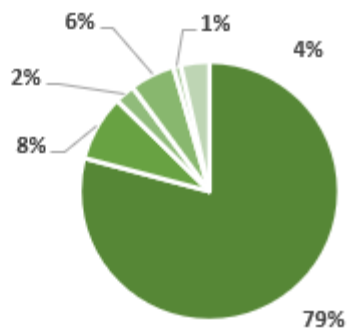


| | jan/23 | fev/23 | mar/23 | abr/23 | mai/23 | jun/23 | jul/23 | ago/23 | set/23 | out/23 | nov/23 | dez/23 | ANO | 2022 | 2021 | 2020 | |
|-------------------|-----------------------|--------|--------|--------|--------|--------|--------|--------|--------|--------|--------|--------|-----|-------|--------|--------|-------|
| SUPER CONSERVADOR | RENTABILIDADE | 1,11% | 0,91% | 1,13% | 0,89% | 1,13% | | | | | | | | 5,27% | 12,46% | 4,40% | 0,65% |
| | BENCHMARK CDI | 1,12% | 0,92% | 1,17% | 0,92% | 1,12% | | | | | | | | 5,37% | 12,37% | | |
| CONSERVADOR | RENTABILIDADE | 0,85% | 0,13% | 0,97% | 1,18% | 1,75% | | | | | | | | 4,98% | 9,37% | 1,25% | 0,07% |
| | BENCHMARK CDI + 0,90% | 1,20% | 0,99% | 1,25% | 0,99% | 1,20% | | | | | | | | 5,76% | 13,38% | | |
| MODERADO | RENTABILIDADE | 1,16% | -0,96% | 0,27% | 1,32% | 2,16% | | | | | | | | 3,99% | 8,43% | -2,04% | 0,61% |
| | BENCHMARK CDI + 2,10% | 1,30% | 1,09% | 1,35% | 1,09% | 1,30% | | | | | | | | 6,29% | 14,73% | | |
| AGRESSIVO | RENTABILIDADE | 1,44% | -2,01% | -0,41% | 1,47% | 2,63% | | | | | | | | 3,09% | 8,01% | -5,48% | 2,51% |
| | BENCHMARK CDI + 2,90% | 1,36% | 1,16% | 1,42% | 1,16% | 1,36% | | | | | | | | 6,63% | 15,63% | | |

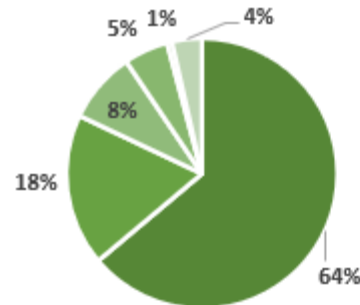
Super Conservador



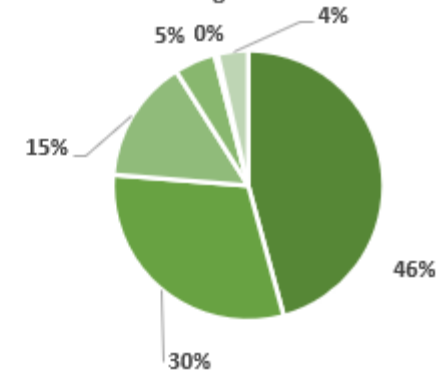
Conservador



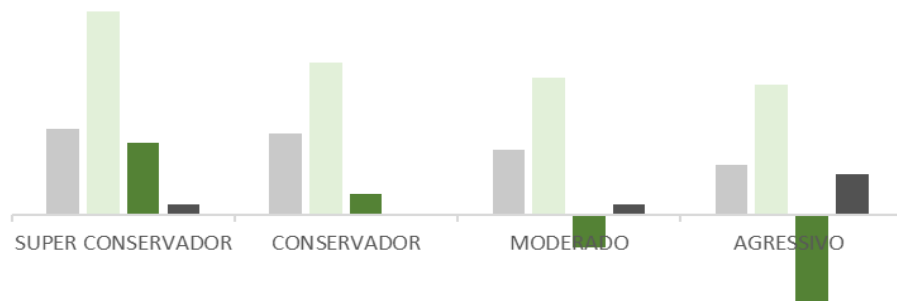
Moderado



Agressivo

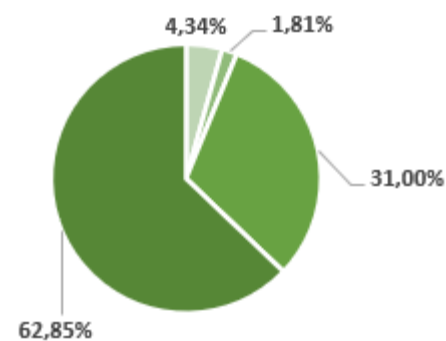


■ Renda Fixa ■ Renda Variável ■ Inv. Estruturados ■ Exterior ■ Imobiliário ■ Op. Participantes



■ ANO ■ 2022 ■ 2021 ■ 2020

Ciclo de Vida



■ Super Conservador ■ Conservador ■ Moderado ■ Agressivo