

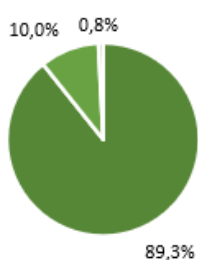
		jan/22	fev/22	mar/22	abr/22	mai/22	jun/22	jul/22	ago/22	set/22	out/22	nov/22	dez/22	ANO	2021	2020	2019
SUPER CONSERVADOR	RENTABILIDADE	0,78%	0,83%											1,62%	4,40%	0,65%	-
	BENCHMARK CDI	0,73%	0,75%											1,49%			
CONSERVADOR	RENTABILIDADE	0,92%	0,79%											1,72%	1,25%	0,07%	-
	BENCHMARK CDI+0,90%	0,81%	0,82%											1,64%			
MODERADO	RENTABILIDADE	2,34%	0,79%											3,14%	-2,04%	0,61%	-
	BENCHMARK CDI+2,10%	0,91%	0,92%											1,84%			
AGRESSIVO	RENTABILIDADE	3,73%	0,75%											4,51%	-5,48%	2,51%	-
	BENCHMARK CDI+2,90%	0,97%	0,99%											1,97%			

■ Renda Fixa ■ Renda Variável ■ Op. Participantes

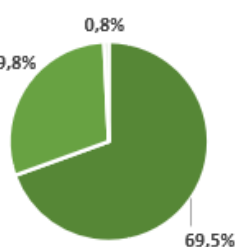
Super Conservador



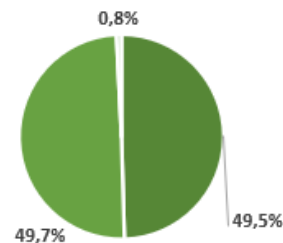
Conservador



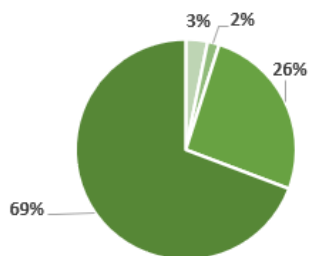
Moderado



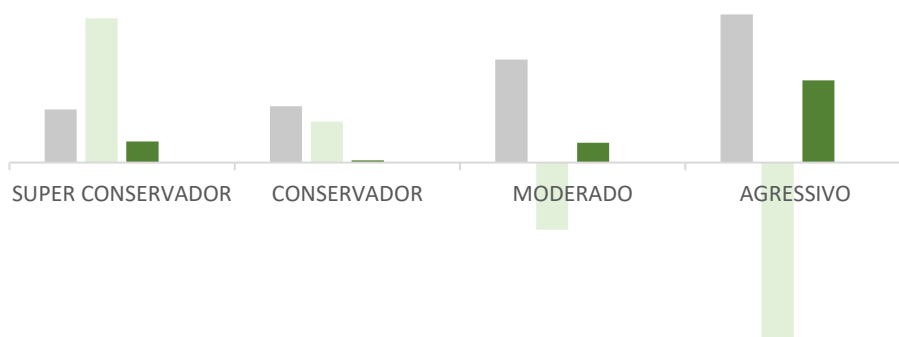
Agressivo



Ciclo de Vida



■ Super Conservador ■ Conservador ■ Moderado ■ Agressivo



■ ANO ■ 2021 ■ 2020 ■ 2019