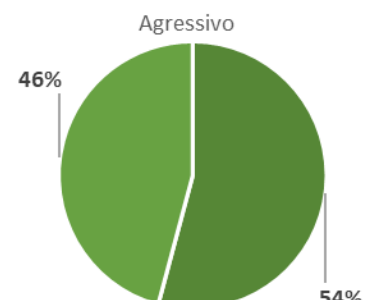
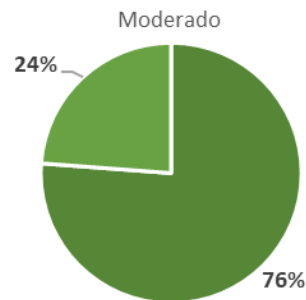
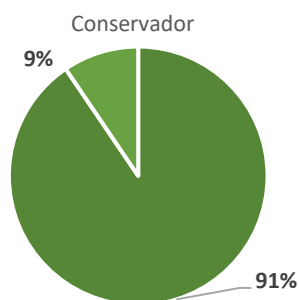
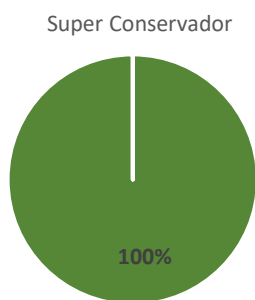
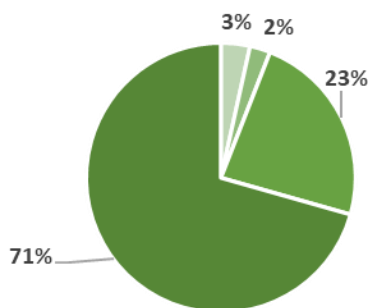


	jan/21	fev/21	mar/21	abr/21	mai/21	jun/21	jul/21	ago/21	set/21	out/21	nov/21	dez/21	ANO	2020	2019	2018
SUPER CONSERVADOR	RENTABILIDADE	0,13%	0,06%	0,18%	0,14%	0,30%	0,31%	0,39%	0,42%	0,46%	0,53%		2,95%	0,65%	-	-
	BENCHMARK CDI	0,15%	0,13%	0,20%	0,21%	0,27%	0,31%	0,36%	0,43%	0,44%	0,49%		3,03%			
CONSERVADOR	RENTABILIDADE	-0,19%	-0,38%	0,45%	0,27%	0,78%	0,16%	-0,06%	-0,17%	-0,40%	-0,90%		-0,46%	0,07%	-	-
	BENCHMARK CDI+2,5%	0,36%	0,34%	0,41%	0,42%	0,48%	0,52%	0,56%	0,64%	0,65%	0,70%		5,17%			
MODERADO	RENTABILIDADE	-0,72%	-1,44%	1,22%	0,55%	2,19%	-0,12%	-0,99%	-0,56%	-1,54%	-1,94%		-3,37%	0,61%	-	-
	BENCHMARK CDI+5,60%	0,61%	0,59%	0,66%	0,67%	0,73%	0,77%	0,81%	0,89%	0,90%	0,95%		7,81%			
AGRESSIVO	RENTABILIDADE	-1,56%	-2,10%	2,02%	1,22%	3,33%	-0,39%	-1,62%	-0,97%	-3,00%	-3,71%		-6,77%	2,51%	-	-
	BENCHMARK CDI+9,6%	0,88%	0,86%	0,93%	0,94%	1,00%	1,04%	1,09%	1,17%	1,18%	1,23%		10,82%			

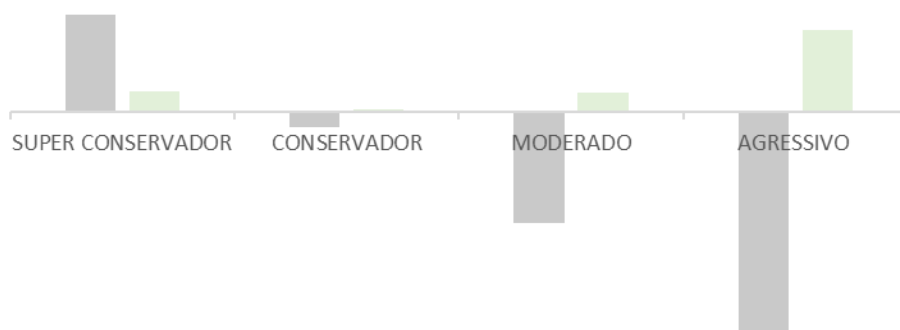


■ Renda Fixa ■ Renda Variável

Ciclo de Vida



■ Super Conservador ■ Conservador ■ Moderado ■ Agressivo



■ ANO ■ 2020