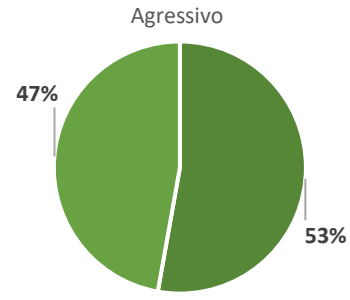
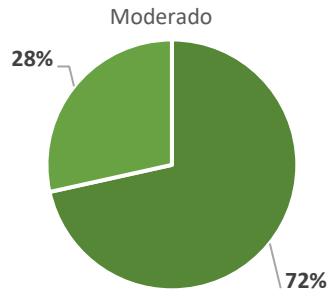
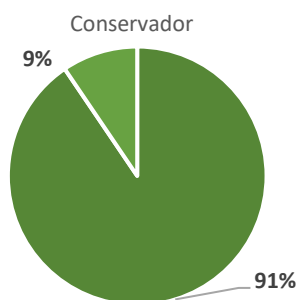
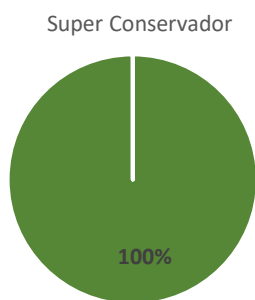
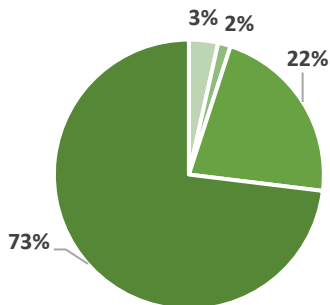


	jan/21	fev/21	mar/21	abr/21	mai/21	jun/21	jul/21	ago/21	set/21	out/21	nov/21	dez/21	ANO	2020	2019	2018
<b>SUPER CONSERVADOR</b>	RENTABILIDADE	0,13%	0,06%	0,18%	0,14%	0,30%	0,31%	0,39%	0,42%				1,94%	0,65%	-	-
	BENCHMARK CDI	0,15%	0,13%	0,20%	0,21%	0,27%	0,31%	0,36%	0,43%				2,07%			
<b>CONSERVADOR</b>	RENTABILIDADE	-0,19%	-0,38%	0,45%	0,27%	0,78%	0,16%	-0,06%	-0,17%				0,84%	0,07%	-	-
	BENCHMARK CDI + 2,5%	0,36%	0,34%	0,41%	0,42%	0,48%	0,52%	0,56%	0,64%				3,77%			
<b>MODERADO</b>	RENTABILIDADE	-0,72%	-1,44%	1,22%	0,55%	2,19%	-0,12%	-0,99%	-0,56%				0,09%	0,61%	-	-
	BENCHMARK CDI + 5,60%	0,61%	0,59%	0,66%	0,67%	0,73%	0,77%	0,81%	0,89%				5,85%			
<b>AGRESSIVO</b>	RENTABILIDADE	-1,56%	-2,10%	2,02%	1,22%	3,33%	-0,39%	-1,62%	-0,97%				-0,18%	2,51%	-	-
	BENCHMARK CDI + 9,15%	0,88%	0,86%	0,93%	0,94%	1,00%	1,04%	1,09%	1,17%				8,21%			

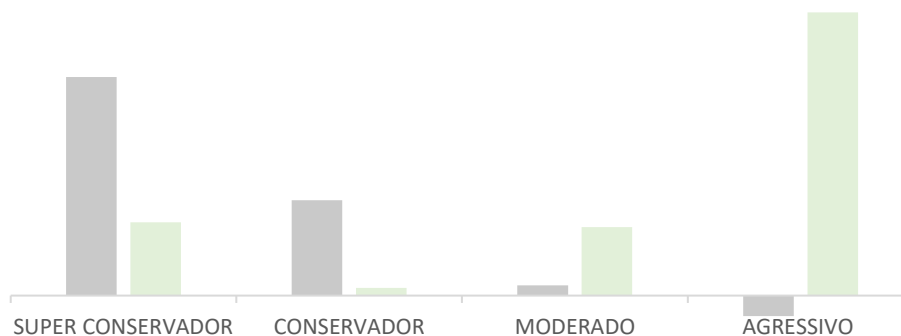


■ Renda Fixa ■ Renda Variável

Ciclo de Vida



■ Super Conservador ■ Conservador ■ Moderado ■ Agressivo



■ ANO ■ 2020