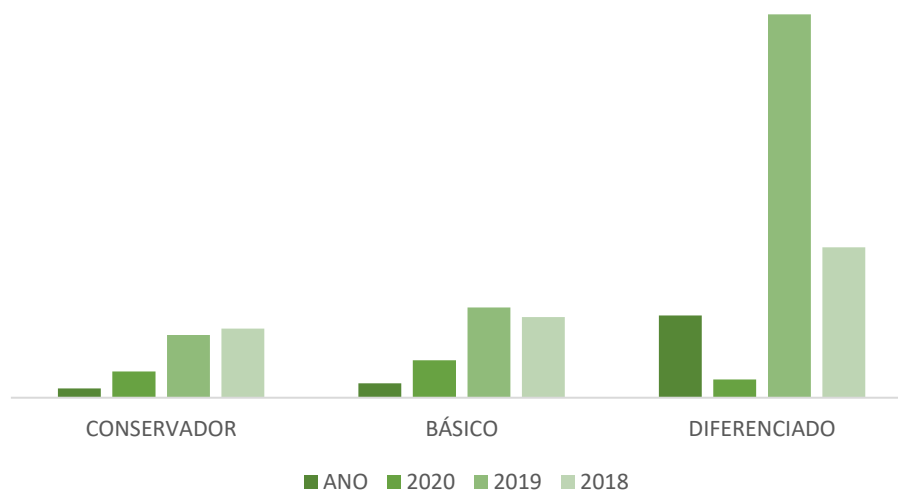
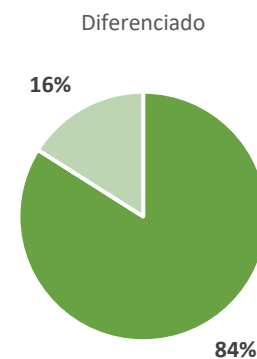
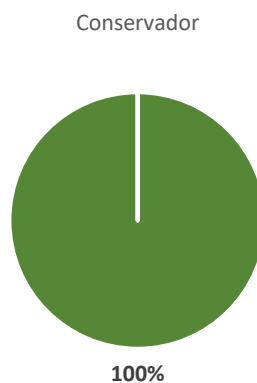
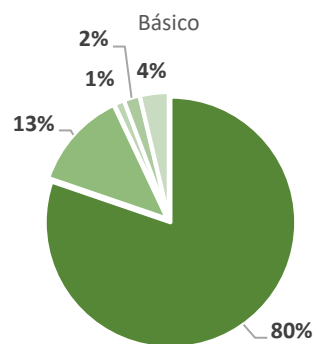


	jan/21	fev/21	mar/21	abr/21	mai/21	jun/21	jul/21	ago/21	set/21	out/21	nov/21	dez/21	ANO	2020	2019	2018							
CONSERVADOR	0,17%	0,09%	0,18%	0,18%	0,27%								0,89%	2,48%	5,91%	6,53%							
	BENCHMARK CDI												0,15%	0,13%	0,20%	0,21%	0,27%						
BÁSICO	-0,13%	0,27%	0,04%	0,73%	0,45%								1,36%	3,52%	8,52%	7,61%							
	BENCHMARK CDI+0,90%												0,22%	0,21%	0,28%	0,28%	0,34%						1,34%
DIFERENCIADO	-1,27%	-2,02%	4,47%	2,73%	3,81%								7,77%	1,71%	36,19%	14,20%							
	BENCHMARK												-	-	-	-	-	-	-	-	-	-	-

■ Renda Fixa ■ Renda Variável ■ Inv. Estruturados ■ Exterior ■ Imobiliário ■ Op. Participantes

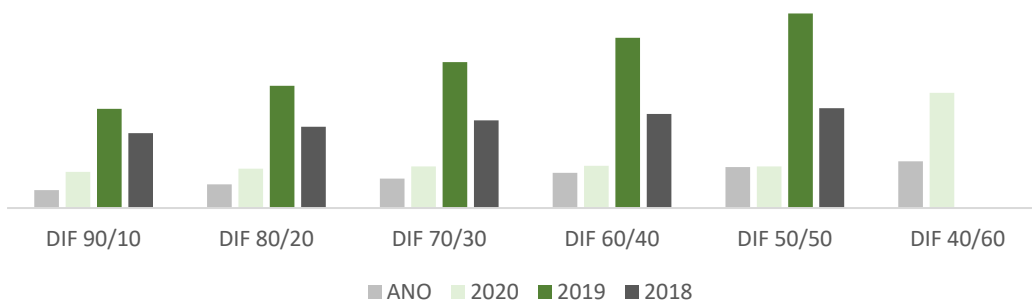
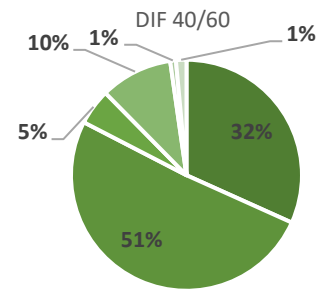
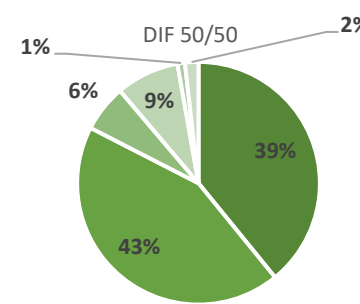
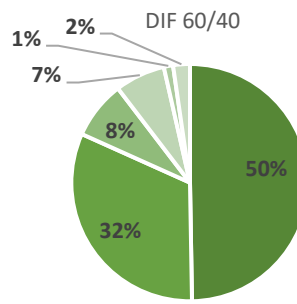
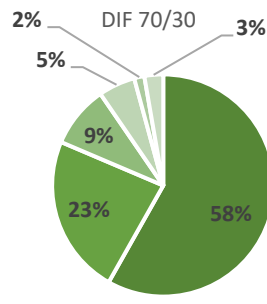
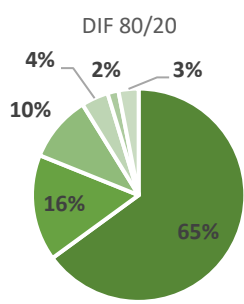
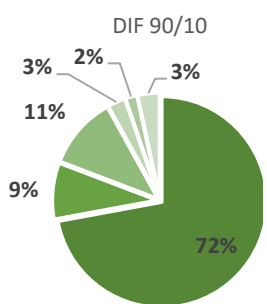


#PresenteNoFuturo



		jan/21	fev/21	mar/21	abr/21	mai/21	jun/21	jul/21	ago/21	set/21	out/21	nov/21	dez/21	ANO	2020	2019	2018
DIF 90/10	RENTABILIDADE	-0,24%	0,04%	0,48%	0,93%	0,79%								2,00%	4,03%	11,09%	8,37%
	BENCHMARK CDI+2,30%	0,34%	0,32%	0,39%	0,40%	0,46%								1,92%			
DIF 80/20	RENTABILIDADE	-0,36%	-0,19%	0,92%	1,13%	1,12%								2,65%	4,40%	13,70%	9,11%
	BENCHMARK CDI+4,30%	0,50%	0,49%	0,55%	0,56%	0,62%								2,75%			
DIF 70/30	RENTABILIDADE	-0,47%	-0,42%	1,37%	1,33%	1,46%								3,29%	4,63%	16,35%	9,82%
	BENCHMARK CDI+5,90%	0,63%	0,61%	0,68%	0,69%	0,75%								3,40%			
DIF 60/40	RENTABILIDADE	-0,59%	-0,65%	1,81%	1,53%	1,80%								3,93%	4,71%	19,05%	10,52%
	BENCHMARK CDI+8,00%	0,79%	0,78%	0,85%	0,85%	0,92%								4,25%			
DIF 50/50	RENTABILIDADE	-0,70%	-0,88%	2,25%	1,73%	2,13%								4,57%	4,63%	21,79%	11,19%
	BENCHMARK CDI+9,60%	0,92%	0,90%	0,97%	0,98%	1,04%								4,89%			
DIF 40/60	RENTABILIDADE	-0,81%	-1,11%	2,70%	1,93%	2,47%								5,21%	12,88%		
	BENCHMARK CDI+12,20%	1,12%	1,10%	1,17%	1,17%	1,24%								5,92%			

■ Renda Fixa ■ Renda Variável ■ Inv. Estruturados ■ Exterior ■ Imobiliário ■ Op. Participantes



#PresenteNoFuturo

